Customer approval :

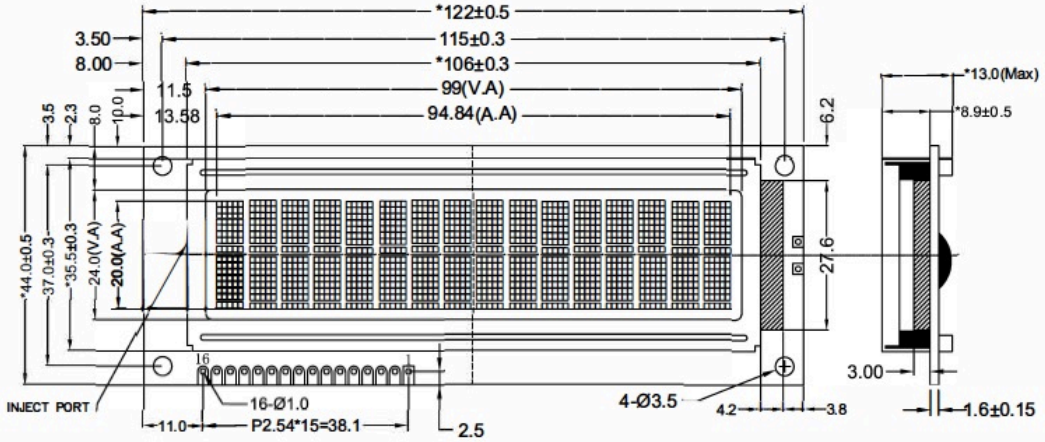

CIRCUIT DIAGRAM

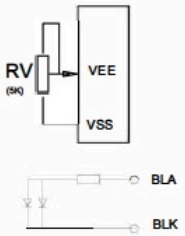

CONSTANT VOLTAGE: Vf=5V
If=30~40mA

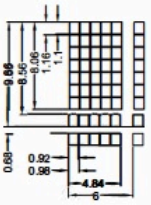

Specification:

1). Driving: Duty:1/16,Bias:1/5,VLCD:4.7V, VDD:5.0V.
2). Viewing direction: 6 o'clock
3). Display mode:FSTN / B-W / Positive / Transflective
4). Operating temp:-20°C~+70°C
5). Storage temp: -30°C~+80°C
6). Control IC: S6A0069 (Or Compatible)
7). Backlight: Edge White LEDX2 : 5.0V 30MA
8). dimensions with mark "*" are important
with mark "()" are referenced
9). All the raw materials are RoHS compliant

PIN	1	2	3	4	5	6	7	8	9	10	11
CONNECTION	BLA	BLK	VSS	VCC	VEE	RS	R/W	E	DB0	DB 1	DB2
PIN	12	13	14	15	16						
CONNECTION	DB3	DB4	DB5	DB6	DB7						

OEM C-51848NFJ-SLW-ADN

REV	REVISION RECORD	DATE					
A	FIRST ISSUE	2015/11/03					
B			MODEL NO.			GENERAL TOL:	± 0.25
C			APPROVED BY	CHECKED BY	DRAWING BY	PAGE:	UNIT:
						PROJECTION	