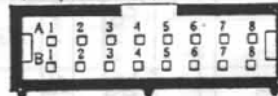
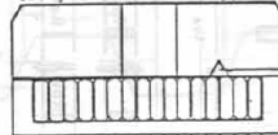


SHARP

9. Interface Signals and Power Supply Connectors

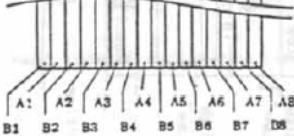
Terminal No.	Signal Name	Terminal No.	Signal Name
A-1	Data signal (D_{IN})	B-1	GND
A-2	Data transfer clock (CK_D)	B-2	GND
A-3	Horizontal sync. signal ($H.D$)	B-3	GND
A-4	Vertical sync. signal ($V.D$)	B-4	GND
A-5	GND	B-5	GND
A-6	$V_M(+25V)$	B-6	$V_M(+25V)$
A-7	$V_L(+5V)$	B-7	$V_L(+5V)$
A-8	$V_D(+15V)$	B-8	$V_D(+15V)$

Unit-side pin header
(16-pin board)Accessory socket
(16-pin solderless type)

Polarity mark

Flat ribbon cable

(Not included in the unit.)



上图是 LJ640U26 的接口定义。The above is the pin assignement of U26
LJ640U35 的 A-8 和 B-8 是悬空的, 其他的引脚和 LJ640U26 完全一样。
About LJ640U35, pin A-8 and B-8 are vacant, other pins are the same as LJ640U26